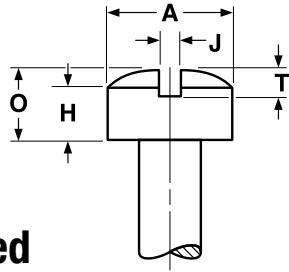


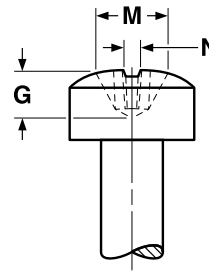
# Machine Screws

# Head Dimensions

Fillister &  
Torx® Pan

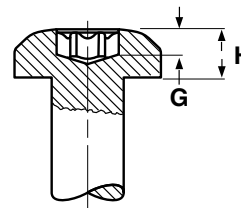
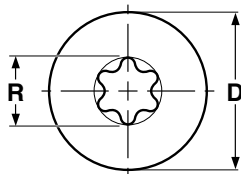


Slotted



Phillips

FILLISTER HEADS FOR MACHINE SCREWS															ASME B18.6.3-2002
Nominal Size	A		H		O		J		T		M		G	N	Phillips Driver Size
	Head Diameter		Height of Head				Width of Slot		Depth of Slot		Dimensions of Recess				
			Side Height		Total Height						Diameter		Depth	Width	
	Max	Min	Max	Min	Max	Min	Max	Min	Max	Min	Max	Min	Max	Min	
0	.096	.083	.043	.038	.055	.047	.023	.016	.025	.015	.067	.054	.039	.013	0
2	.140	.124	.062	.053	.083	.066	.031	.023	.037	.025	.104	.091	.059	.017	1
3	.161	.145	.070	.061	.095	.077	.035	.027	.043	.030	.112	.099	.068	.019	1
4	.183	.166	.079	.069	.107	.088	.039	.031	.048	.035	.122	.109	.078	.019	1
5	.205	.187	.088	.078	.120	.100	.043	.035	.054	.040	.143	.130	.067	.027	2
6	.226	.208	.096	.086	.132	.111	.048	.039	.060	.045	.166	.153	.091	.028	2
8	.270	.250	.113	.102	.156	.133	.054	.045	.071	.054	.182	.169	.108	.030	2
10	.313	.292	.130	.118	.180	.156	.060	.050	.083	.064	.199	.186	.124	.031	2
12	.357	.334	.148	.134	.205	.178	.067	.056	.094	.074	.259	.246	.141	.034	3
1/4	.414	.389	.170	.155	.237	.207	.075	.064	.109	.087	.281	.268	.161	.036	3
5/16	.518	.490	.211	.194	.295	.262	.084	.072	.137	.110	.322	.309	.203	.042	3
3/8	.622	.590	.253	.233	.355	.315	.094	.081	.164	.133	.389	.376	.233	.065	4



TORX® DRIVE PAN HEADS								Camcar
Screw Size	D		H		R	G	Driver Size	
	Head Dimensions				Recess Dimensions			
	Head Diameter		Head Height		Ref	Gauge Penetration Min		(Fallaway) Max Penetration
	Max	Min	Max	Min				
2	.167	.155	.062	.053	.094	.030	.019	T8
4	.219	.205	.080	.070	.111	.035	.022	T10
5	.245	.231	.089	.079	.111	.045	.022	T10
6	.270	.256	.097	.087	.132	.045	.026	T15
8	.322	.306	.115	.105	.155	.055	.031	T20
10	.373	.357	.133	.122	.178	.070	.036	T25
12	.425	.407	.151	.139	.200	.070	.040	T27
1/4	.492	.473	.175	.162	.221	.085	.044	T30
5/16	.615	.594	.218	.203	.266	.105	.047	T40
3/8	.740	.716	.261	.244	.312	.130	.055	T45